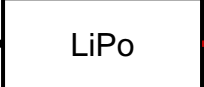
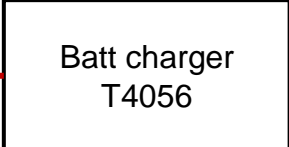
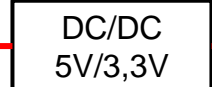
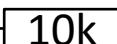
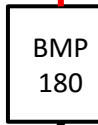
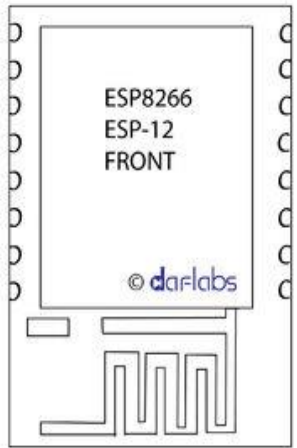


VCC
TxD
RxD
GND
Prog
Reset

GND	1
VCC	2
-	3
-	4
-	5
Reset	6
A0	7
SDA	8
SCK	9
CS	10
SCK	11
MISO	12
MOSI	13
CS	14
LED+	15
LED-	16

12
02
13
14
15



VCC

VCC

SCK

SDA

GPIO15

GPIO2

GPIO0

GPIO5

GPIO4

RXD

TXD

VCC

GPIO13

GPIO12

GPIO14

GPIO16

CH_PD

ADC

REST

GND

VCC

-

-

-

Reset

A0

SDA

SCK

CS

SCK

MISO

MOSI

CS

LED+

LED-