Test Report

Cross Head Speed	2.000 mm/min

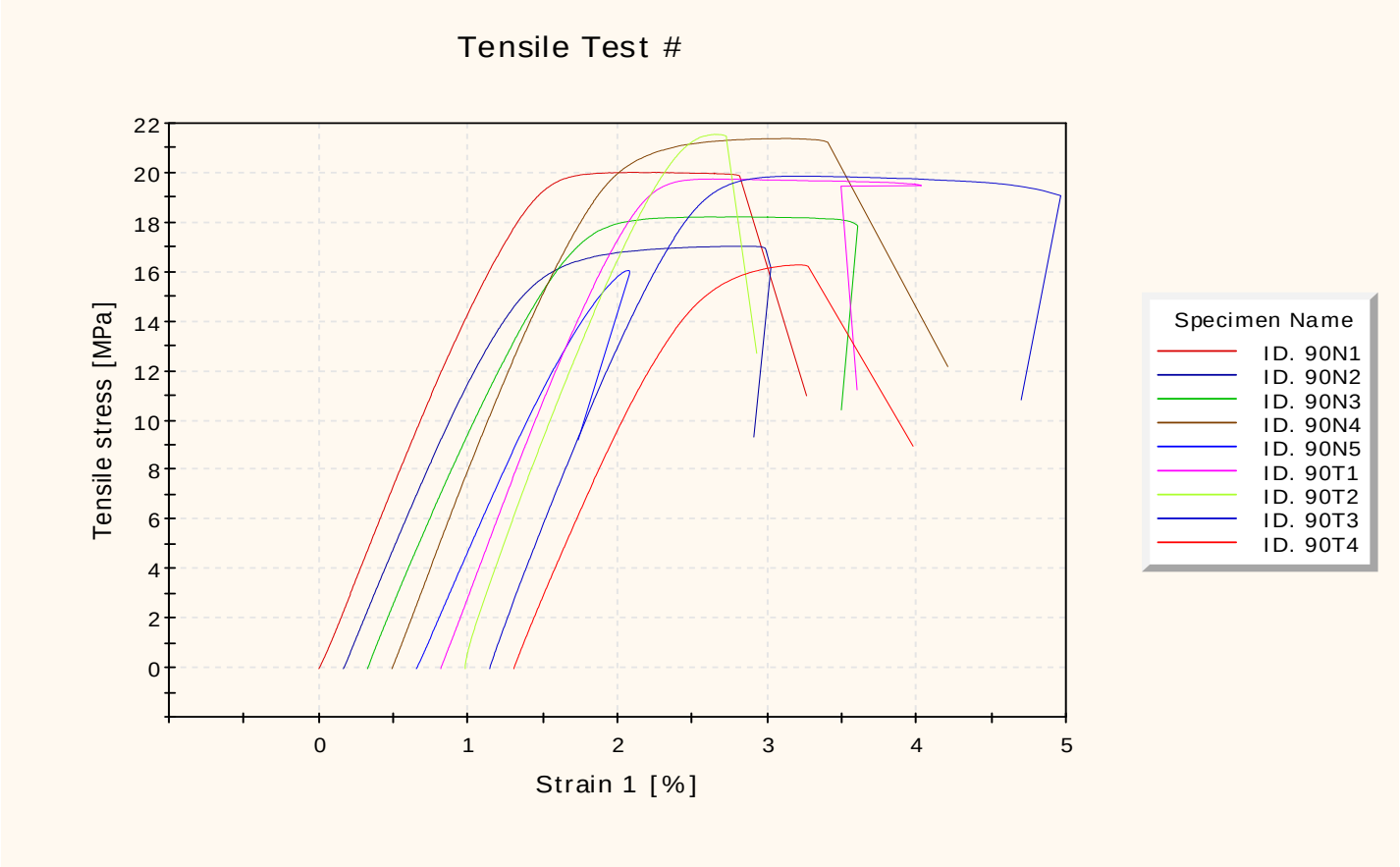

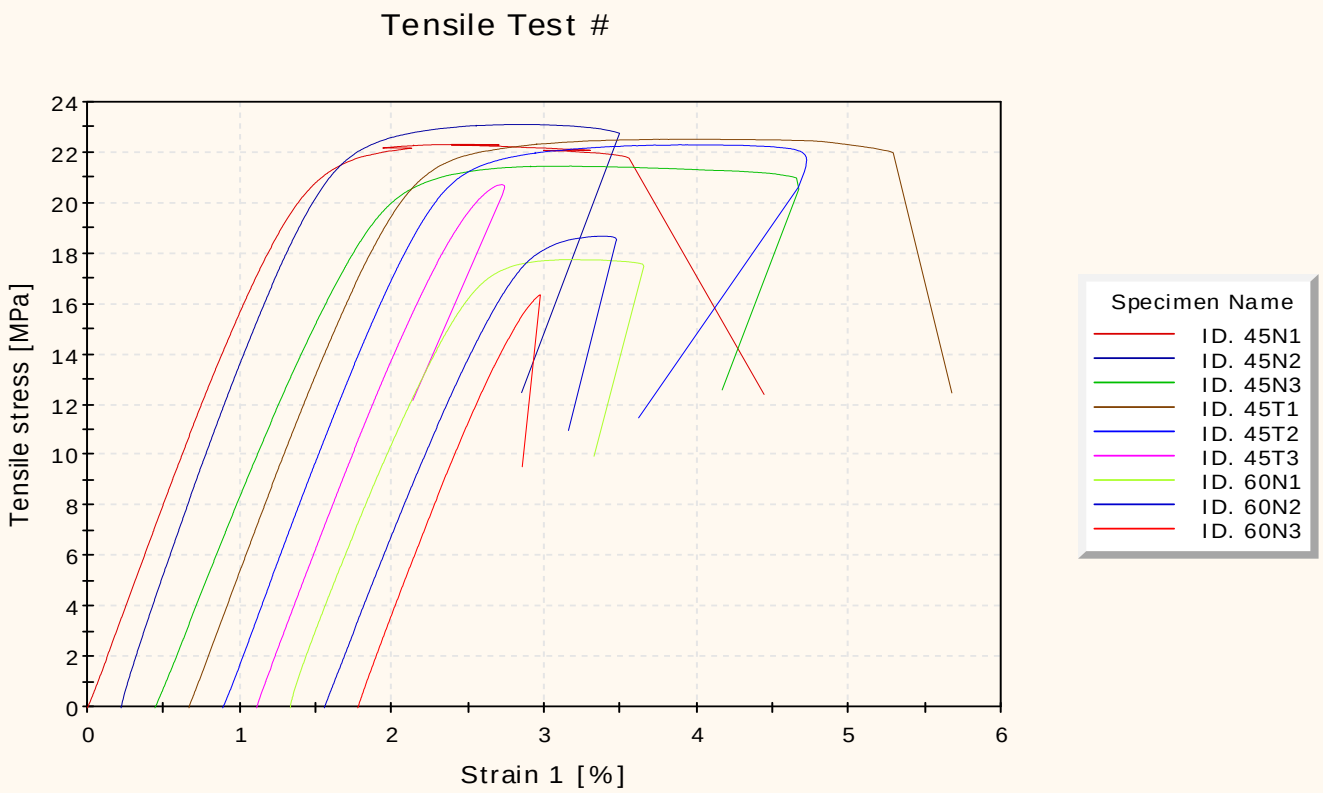

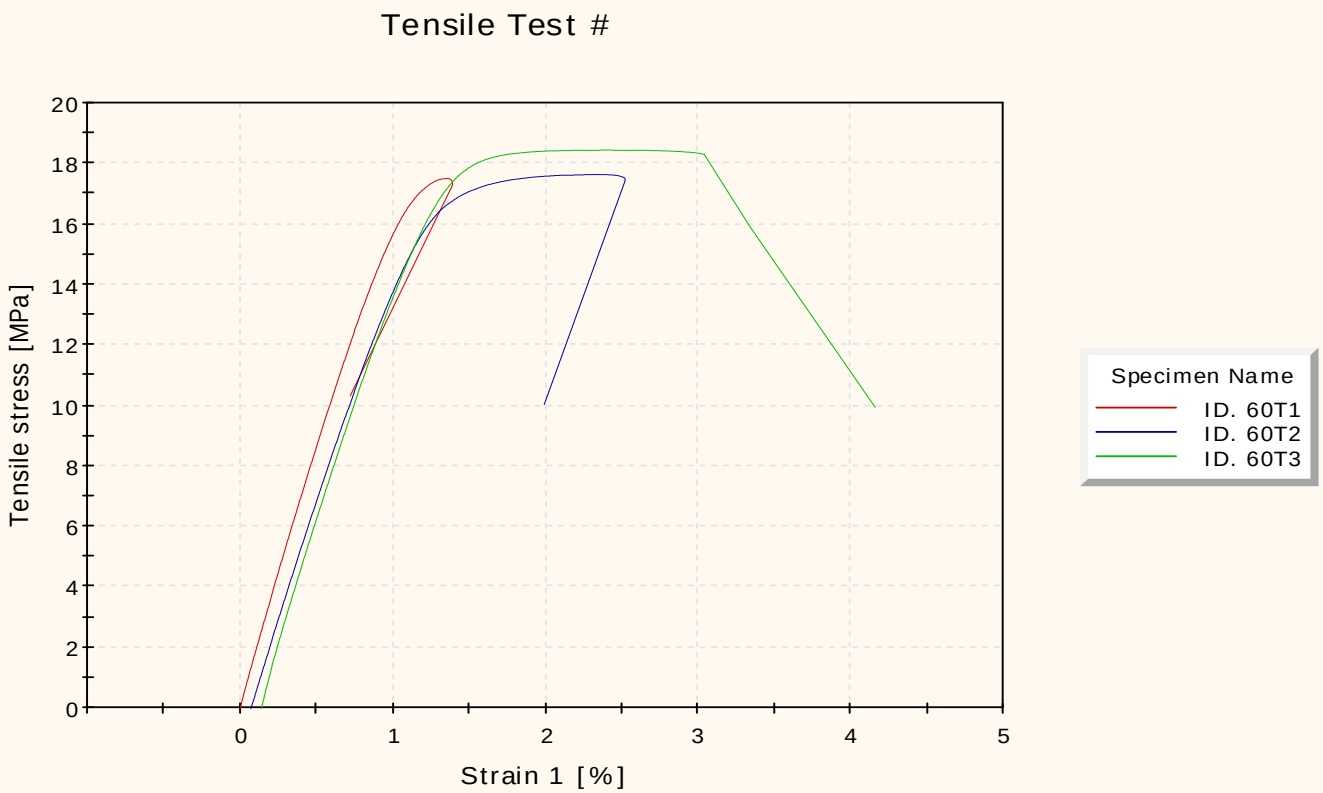

Results

	Specimen label	Thickness [mm]	Width [mm]	Maximum Load [N]	Tensile stress at Maximum Load [MPa]
1	ID. 90N1	2.400	25.800	681	11

	Specimen label	Thickness [mm]	Width [mm]	Maximum Load [N]	Tensile stress at Maximum Load [MPa]
2	ID. 90N2	2.340	25.600	968	16
3	ID. 90N3	2.400	25.900	1,110	18
4	ID. 90N4	2.300	25.900	725	12
5	ID. 90N5	2.300	25.980	955	16
6	ID. 90T1	2.450	24.200	1,155	19
7	ID. 90T2	2.550	24.200	785	13
8	ID. 90T3	2.500	24.000	1,145	19
9	ID. 90T4	2.400	24.000	517	9
10	ID. 45N1	2.150	26.200	699	12
11	ID. 45N2	2.120	26.100	1,259	23
12	ID. 45N3	2.300	26.100	1,233	21
13	ID. 45T1	2.360	24.500	721	12
14	ID. 45T2	2.400	24.800	1,292	22
15	ID. 45T3	2.350	24.600	1,192	21
16	ID. 60N1	2.350	25.900	1,064	17
17	ID. 60N2	2.380	26.020	1,148	19
18	ID. 60N3	2.350	24.600	945	16
19	ID. 60T1	2.350	24.300	989	17
20	ID. 60T2	2.450	24.700	1,058	17
21	ID. 60T3	2.400	24.500	585	10