





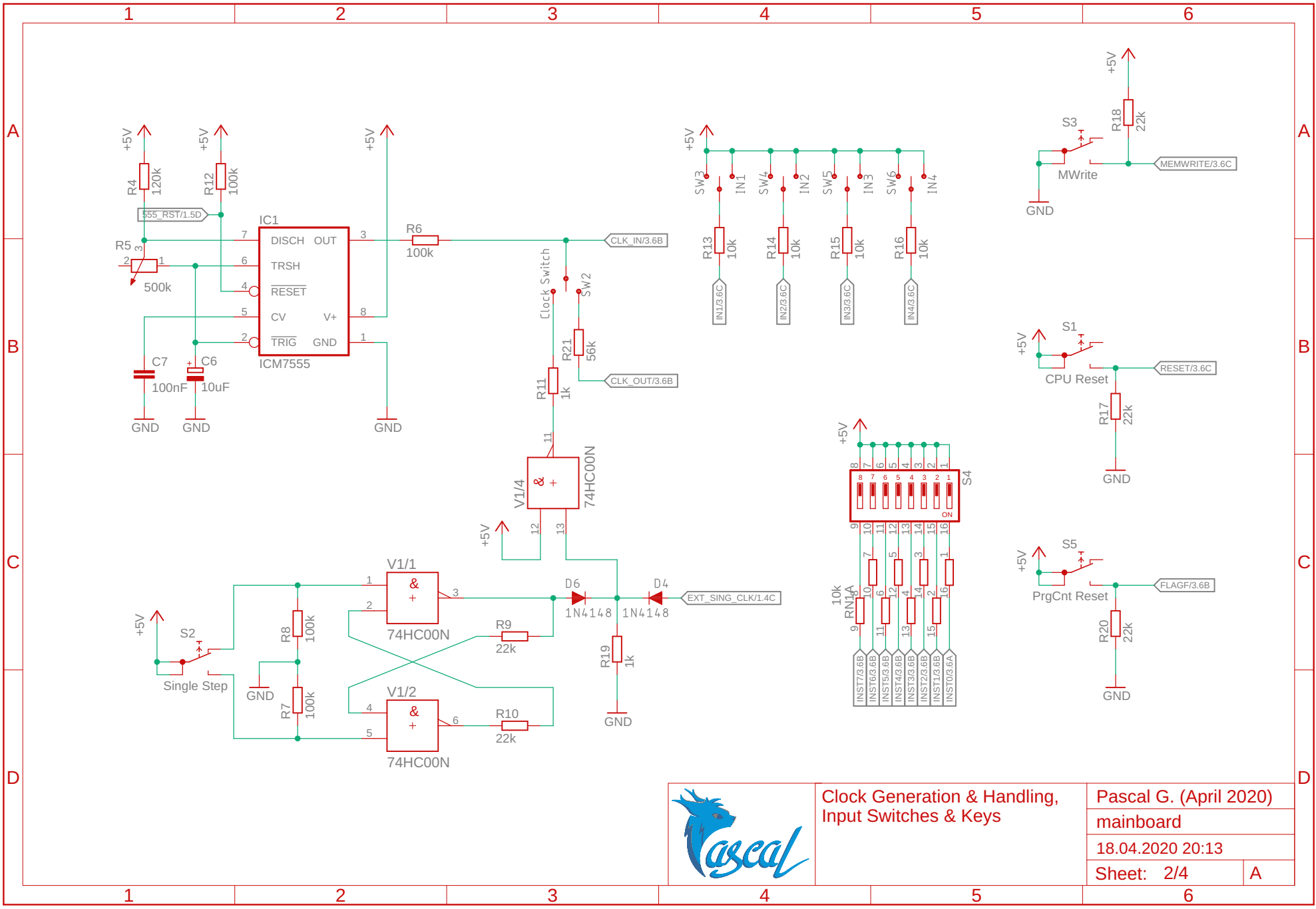


-  H4
MOUNT-PAD-ROUND3.2
-  H2
MOUNT-PAD-ROUND3.2
-  H5
MOUNT-PAD-ROUND3.2
-  H3
MOUNT-PAD-ROUND3.2
-  H1
MOUNT-PAD-ROUND3.2
-  H6
MOUNT-PAD-ROUND3.2




Power Supply, Capacitors and various Connectors for a Keyboard and the original WDR-Computer expansion port.

Pascal G. (April 2020)
 mainboard
 18.04.2020 20:13
 Sheet: 1/4 A



Clock Generation & Handling,
Input Switches & Keys

Pascal G. (April 2020)
mainboard
18.04.2020 20:13
Sheet: 2/4 | A




Bottom-Row Connections of the Card-Edge-Connector (1-Bit BUS)

Pascal G. (April 2020)

mainboard

18.04.2020 20:13

Sheet: 3/4 A



Bottom-Row Connections of the
Card-Edge-Connector
(1-Bit BUS)

Pascal G. (April 2020)
mainboard
18.04.2020 20:13
Sheet: 4/4 A