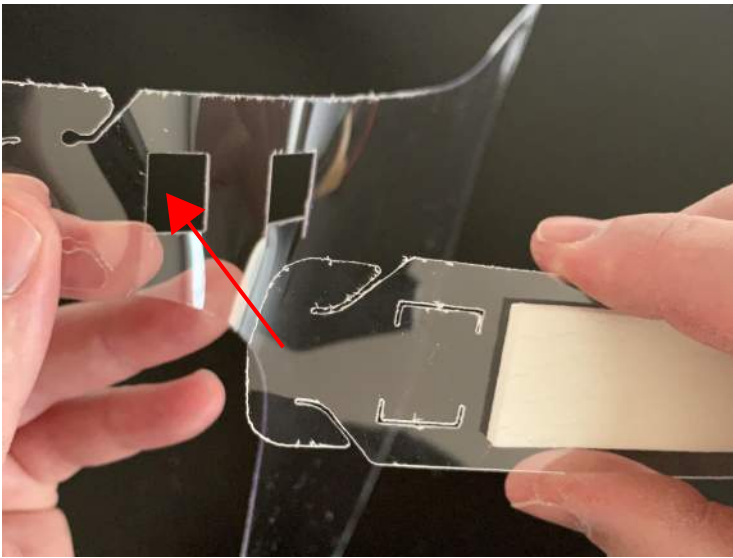



Remove protective film on all parts and backing on foam pad.





Center foam strip on head band.




Ends of head band will go in outer rectangular holes. Make sure foam strip faces outward.




Squeeze end of head band into "U" shape to insert through rectangular hole.




Push through all the way.




Pull tight to bottom of opening.




Using both thumbs, press headband top tab down and slot into rectangular opening.




Tab seated properly.



Using both thumbs, hold both remaining tabs and bend slightly to seat the face shield tab over the top of the headband tab, locking it in place.



Tab seated properly. Repeat same steps on other side of head band.



Attach rubber band on both ends.