




Air Compressor Wiring WorkFlow

Version 1.0



 OxiKit OXIKIT WORKFLOW	Document # OXIKIT-AC001	Date Effective
	Supersedes Document Version #:	
Document Title Air Compressor Wiring		

Change History Log:

VERSION #	REVISION DATE	DESCRIPTION OF CHANGE	
		FROM	TO
1.0	11/27/2020	Original Release	


- I. **Purpose:**
This Workflow is intended to serve as a guide in the wirings of the Air Compressor. This is the main source of air of the Oxikit Assembly.

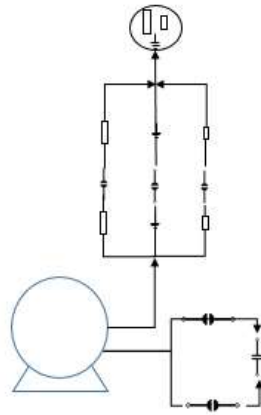
- II. **Scope:**
This guideline applies to all individuals who wish to build the DIY Oxikit. It includes the Materials, tools and the Video Link needed in wiring the Air Compressor.

- III. **Picture:**



Fig. 1.0 Air Compressor

 OXIKIT WORKFLOW	Document #	Date Effective
	OXIKIT-AC001	
Supersedes Document Version #:		
Document Title		
Air Compressor Wiring		



• **LEGEND**

	----- Air Compressor		----- Neutral Wire		----- Non Polarized Capacitor
	----- Solder Bridge		----- Hot Wire		----- Electrical Current
	----- Plug		----- Ground Wire		

Fig 2.0 Wiring Diagram of the Air Compressor

IV. Safety Operating Conditions:

- Always wear protective gloves and goggles

V. Workflows

- Please see next page for the step by step guidelines in wiring the Air Compressor

Step

Process

Materiel

Tools

Youtube Link

1

Attach the Capacitor into the front side of the Air compressor by securing it with a Cable wire

Name	Description	Metric Conversion	Unit of Measure
Capacitor	California Air Tool SP-9421 model Capacitor (set with California Air Tools Air Compressor)	California Air Tool SP-9421 model Capacitor (set with California Air Tools Air Compressor)	Unit
Air Compressor	California Air Tools SP-9421 2.0HP Ultra Quiet and Oil-Free Air Compressor Motor	California Air Tools SP-9421 2.0HP Ultra Quiet and Oil-Free Air Compressor Motor	Unit
18" Cable Wire	18" Cable Ties (Sold in 50 Pack)	450mm x 4mm Cable Ties (Sold in 50 Pack)	Piece

https://www.dropbox.com/sh/ny5zjc07flfr7w5/AABn1HDv42Nn4ISACj989yU3a/Video?dl=0&preview=OxiKit+Final+Assembly+Tutorial+1+of+4.MP4&subfolder_nav_tracking=1

2

Measure 5" long of the air compressor cord (bottom/2nd cord). Ensure cord has enough length to connect with the wire of the capacitor

Name	Description	Metric Conversion	Unit of Measure
Air Compressor	California Air Tools SP-9421 2.0HP Ultra Quiet and Oil-Free Air Compressor Motor	California Air Tools SP-9421 2.0HP Ultra Quiet and Oil-Free Air Compressor Motor	Unit

Measuring Tape

https://www.dropbox.com/sh/ny5zjc07flfr7w5/AABn1HDv42Nn4ISACj989yU3a/Video?dl=0&preview=OxiKit+Final+Assembly+Tutorial+1+of+4.MP4&subfolder_nav_tracking=1

Steps	Process	Material				Tools	Youtube Link
3	Cut the Air Compressor cord (Bottom/2nd cord)	Name	Description	Metric Conversion	Unit of Measure	Wire Cutter Pliers, Scissors/ Cutter	https://www.dropbox.com/sh/ny5zjc07f1fr7w5/AABn1HDv42Nn4ISACj989yU3a/Video?dl=0&preview=OxiKit+Final+Assembly+Tutorial+1+of+4.MP4&subfolder_nav_tracking=1
		Air Compressor	California Air Tools SP-9421 2.0HP Ultra Quiet and Oil-Free Air Compressor Motor	California Air Tools SP-9421 2.0HP Ultra Quiet and Oil-Free Air Compressor Motor	Unit		

Steps	Process	Material				Tools	Youtube Link
4	Strip the wire of the Air Compressor(bottom/2nd cord), until it will expose 2 copper wires	Name	Description	Metric Conversion	Unit of Measure	Wire Stripper	https://www.dropbox.com/sh/ny5zjc07f1fr7w5/AABn1HDv42Nn4ISACj989yU3a/Video?dl=0&preview=OxiKit+Final+Assembly+Tutorial+1+of+4.MP4&subfolder_nav_tracking=1
		Air Compressor	California Air Tools SP-9421 2.0HP Ultra Quiet and Oil-Free Air Compressor Motor	California Air Tools SP-9421 2.0HP Ultra Quiet and Oil-Free Air Compressor Motor	Unit		

Steps	Process	Material				Tools	Youtube Link
		Name	Description	Metric Conversion	Unit of Measure		
5	Strip the wire from the Capacitor.	Capacitor	California Air Tool SP-9421 model Capacitor (set with California Air Tools Air Compressor)	California Air Tool SP-9421 model Capacitor (set with California Air Tools Air Compressor)	Unit	Wire Stripper	https://www.dropbox.com/sh/ny5zjc07f1fr7w5/AABn1HDv42Nn4ISACj989yU3a/Video?dl=0&preview=OxiKit+Final+Assembly+Tutorial+1+of+4.MP4&subfolder_nav_tracking=1

Steps	Process	Material				Tools	Youtube Link
		Name	Description	Metric Conversion	Unit of Measure		
6	Insert 2 Heat Shrinks into the Capacitor Wires and 1 into the air compressor cord(bottom/2nd cord)	Heat Shrinks Tube	Heat Shrink Tube Assortment Wrap Electrical Insulation Cable	Heat Shrink Tube Assortment Wrap Electrical Insulation Cable	Set		https://www.dropbox.com/sh/ny5zjc07f1fr7w5/AABn1HDv42Nn4ISACj989yU3a/Video?dl=0&preview=OxiKit+Final+Assembly+Tutorial+1+of+4.MP4&subfolder_nav_tracking=1
		Capacitor	California Air Tool SP-9421 model Capacitor (set with California Air Tools Air Compressor)	California Air Tool SP-9421 model Capacitor (set with California Air Tools Air Compressor)	Unit		
		Air Compressor	California Air Tools SP-9421 2.0HP Ultra Quiet and Oil-Free Air Compressor	California Air Tools SP-9421 2.0HP Ultra Quiet and Oil-Free Air Compressor	Unit		

Steps	Process	Material				Tools	Youtube Link
7	Twist and connect one wire from the Capacitor and one wire from the air compressor	Name	Description	Metric Conversion	Unit of Measure		https://www.dropbox.com/sh/ny5zjc07flfr7w5/AABn1HDv42Nn4ISACj989yU3a/Video?dl=0&preview=OxiKit+Final+Assembly+Tutorial+1+of+4.MP4&subfolder_nav_tracking=1
		Capacitor	California Air Tool SP-9421 model Capacitor (set with California Air Tools Air Compressor)	California Air Tool SP-9421 model Capacitor (set with California Air Tools Air Compressor)	Unit		
		Air Compressor	California Air Tools SP-9421 2.0HP Ultra Quiet and Oil-Free Air Compressor Motor	California Air Tools SP-9421 2.0HP Ultra Quiet and Oil-Free Air Compressor Motor	Unit		

8	Solder the connected wires or place Twist Wire Connector	<table border="1"> <thead> <tr> <th>Name</th> <th>Description</th> <th>Metric Conversion</th> <th>Unit of Measure</th> </tr> </thead> <tbody> <tr> <td>Soldering Wire</td> <td>Soldering wire</td> <td>Soldering wire</td> <td>meter</td> </tr> <tr> <td>Twist Wire Connector</td> <td>Twist Wire Connector</td> <td>Twist Wire Connector</td> <td>Piece</td> </tr> <tr> <td>Capacitor</td> <td>California Air Tool SP-9421 model Capacitor (set with California Air Tools Air Compressor)</td> <td>California Air Tool SP-9421 model Capacitor (set with California Air Tools Air Compressor)</td> <td>Unit</td> </tr> <tr> <td>Air Compressor</td> <td>California Air Tools SP-9421 2.0HP Ultra Quiet and Oil-Free Air Compressor Motor</td> <td>California Air Tools SP-9421 2.0HP Ultra Quiet and Oil-Free Air Compressor Motor</td> <td>Unit</td> </tr> <tr> <td>Electrical Tape</td> <td>Heat Shrink or Electrical Tape</td> <td>Heat Shrink or Electrical Tape</td> <td>roll</td> </tr> </tbody> </table>	Name	Description	Metric Conversion	Unit of Measure	Soldering Wire	Soldering wire	Soldering wire	meter	Twist Wire Connector	Twist Wire Connector	Twist Wire Connector	Piece	Capacitor	California Air Tool SP-9421 model Capacitor (set with California Air Tools Air Compressor)	California Air Tool SP-9421 model Capacitor (set with California Air Tools Air Compressor)	Unit	Air Compressor	California Air Tools SP-9421 2.0HP Ultra Quiet and Oil-Free Air Compressor Motor	California Air Tools SP-9421 2.0HP Ultra Quiet and Oil-Free Air Compressor Motor	Unit	Electrical Tape	Heat Shrink or Electrical Tape	Heat Shrink or Electrical Tape	roll	Soldering Iron	https://www.dropbox.com/sh/ny5zjc07ffr7w5/AABn1HDv42Nn4ISACj989yU3a/Video?dl=0&preview=OxiKit+Final+Assembly+Tutorial+1+of+4.MP4&subfolder_nav_tracking=1
		Name	Description	Metric Conversion	Unit of Measure																							
		Soldering Wire	Soldering wire	Soldering wire	meter																							
		Twist Wire Connector	Twist Wire Connector	Twist Wire Connector	Piece																							
		Capacitor	California Air Tool SP-9421 model Capacitor (set with California Air Tools Air Compressor)	California Air Tool SP-9421 model Capacitor (set with California Air Tools Air Compressor)	Unit																							
		Air Compressor	California Air Tools SP-9421 2.0HP Ultra Quiet and Oil-Free Air Compressor Motor	California Air Tools SP-9421 2.0HP Ultra Quiet and Oil-Free Air Compressor Motor	Unit																							
Electrical Tape	Heat Shrink or Electrical Tape	Heat Shrink or Electrical Tape	roll																									

Steps	Process	Material				Tools	Youtube Link
9	Twist and connect 2nd wire from the Capacitor and 2nd wire from the air compressor	Name	Description	Metric Conversion	Unit of Measure	Soldering Iron	https://www.dropbox.com/sh/ny5zjc07ffr7w5/AABn1HDv42Nn4ISACj989yU3a/Video?dl=0&preview=OxiKit+Final+Assembly+Tutorial+1+of+4.MP4&subfolder_nav_tracking=1
		Soldering Wire	Soldering wire	Soldering wire	meter		
		Twist Wire Connector	Twist Wire Connector	Twist Wire Connector	Piece		
		Capacitor	California Air Tool SP-9421 model Capacitor (set with California Air Tools Air Compressor)	California Air Tool SP-9421 model Capacitor (set with California Air Tools Air Compressor)	Unit		
		Air Compressor	California Air Tools SP-9421 2.0HP Ultra Quiet and Oil-Free Air Compressor Motor	California Air Tools SP-9421 2.0HP Ultra Quiet and Oil-Free Air Compressor Motor	Unit		
		Electrical Tape	Heat Shrink or Electrical Tape	Heat Shrink or Electrical Tape	roll		

Steps	Process	Material				Tools	Youtube Link
10	Solder the connected wires or place Twist Wire Connector	Name	Description	Metric Conversion	Unit of Measure	Soldering Iron	https://www.dropbox.com/sh/ny5zjc07ffr7w5/AABn1HDv42Nn4ISACj989yU3a/Video?dl=0&preview=OxiKit+Final+Assembly+Tutorial+1+of+4.MP4&subfolder_nav_tracking=1
		Twist Wire Connector	Twist Wire Connector	Twist Wire Connector	Piece		
		Capacitor	California Air Tool SP-9421 model Capacitor (set with California Air Tools Air Compressor)	California Air Tool SP-9421 model Capacitor (set with California Air Tools Air Compressor)	Unit		
		Air Compressor	California Air Tools SP-9421 2.0HP Ultra Quiet and Oil-Free Air Compressor Motor	California Air Tools SP-9421 2.0HP Ultra Quiet and Oil-Free Air Compressor Motor	Unit		
		Electrical Tape	Heat Shrink or Electrical Tape	Heat Shrink or Electrical Tape	roll		
		Heat Shrinks Tube	Heat Shrink Tube Assortment Wrap Electrical Insulation Cable	Heat Shrink Tube Assortment Wrap Electrical Insulation Cable	Set		

Steps	Process	Material				Tools	Youtube Link
11	Slide the Heat Shrink tube into the connected wires	Name	Description	Metric Conversion	Unit of Measure		https://www.dropbox.com/sh/ny5zjc07flfr7w5/AABn1HDv42Nn4ISACj989yU3a/Video?dl=0&preview=OxiKit+Final+Assembly+Tutorial+1+of+4.MP4&subfolder_nav_tracking=1
		Soldering Wire	Soldering wire	Soldering wire	meter		
		Twist Wire Connector	Twist Wire Connector	Twist Wire Connector	Piece		
		Capacitor	California Air Tool SP-9421 model Capacitor (set with California Air Tools Air Compressor)	California Air Tool SP-9421 model Capacitor (set with California Air Tools Air Compressor)	Unit		
		Air Compressor	California Air Tools SP-9421 2.0HP Ultra Quiet and Oil-Free Air Compressor Motor	California Air Tools SP-9421 2.0HP Ultra Quiet and Oil-Free Air Compressor Motor	Unit		
		Electrical Tape	Heat Shrink or Electrical Tape	Heat Shrink or Electrical Tape	roll		
		Heat Shrinks Tube	Heat Shrink Tube Assortment Wrap Electrical Insulation Cable	Heat Shrink Tube Assortment Wrap Electrical Insulation Cable	Set		

Steps	Process	Material				Tools	Youtube Link
12	Heat the Heat Shrink into place or place electrical wire on the connected wires	Name	Description	Metric Conversion	Unit of Measure	Hand Heat Torch	https://www.dropbox.com/sh/ny5zjc07ffr7w5/AABn1HDv42Nn4ISACj989yU3a/Video?dl=0&preview=OxiKit+Final+Assembly+Tutorial+1+of+4.MP4&subfolder_nav_tracking=1
		Soldering Wire	Soldering wire	Soldering wire	meter		
		Twist Wire Connector	Twist Wire Connector	Twist Wire Connector	Piece		
		Capacitor	California Air Tool SP-9421 model Capacitor (set with California Air Tools Air Compressor)	California Air Tool SP-9421 model Capacitor (set with California Air Tools Air Compressor)	Unit		
		Air Compressor	California Air Tools SP-9421 2.0HP Ultra Quiet and Oil-Free Air Compressor Motor	California Air Tools SP-9421 2.0HP Ultra Quiet and Oil-Free Air Compressor Motor	Unit		
		Electrical Tape	Heat Shrink or Electrical Tape	Heat Shrink or Electrical Tape	roll		
		Heat Shrinks Tube	Heat Shrink Tube Assortment Wrap Electrical Insulation Cable	Heat Shrink Tube Assortment Wrap Electrical Insulation Cable	Set		

Steps	Process	Material				Tools	Youtube Link					
13	Measure 6ft long (from the Plug) of a Power Cord	<table border="1"> <thead> <tr> <th>Name</th> <th>Description</th> <th>Metric Conversion</th> <th>Unit of Measure</th> </tr> </thead> <tbody> <tr> <td>Power Cord</td> <td>Power Cord</td> <td>Power Cord</td> <td>Piece</td> </tr> </tbody> </table>	Name	Description	Metric Conversion	Unit of Measure	Power Cord	Power Cord	Power Cord	Piece	Measuring Tape	https://www.dropbox.com/sh/ny5zjc07f1fr7w5/AABn1HDv42Nn4ISACj989yU3a/Video?dl=0&preview=OxiKit+Final+Assembly+Tutorial+1+of+4.MP4&subfolder_nav_tracking=1
Name	Description	Metric Conversion	Unit of Measure									
Power Cord	Power Cord	Power Cord	Piece									
14	Cut the Power Cord	<table border="1"> <thead> <tr> <th>Name</th> <th>Description</th> <th>Metric Conversion</th> <th>Unit of Measure</th> </tr> </thead> <tbody> <tr> <td>Power Cord</td> <td>Power Cord</td> <td>Power Cord</td> <td>Piece</td> </tr> </tbody> </table>	Name	Description	Metric Conversion	Unit of Measure	Power Cord	Power Cord	Power Cord	Piece	Wire Cutter Pliers, Scissors/ Cutter	https://www.dropbox.com/sh/ny5zjc07f1fr7w5/AABn1HDv42Nn4ISACj989yU3a/Video?dl=0&preview=OxiKit+Final+Assembly+Tutorial+1+of+4.MP4&subfolder_nav_tracking=1
Name	Description	Metric Conversion	Unit of Measure									
Power Cord	Power Cord	Power Cord	Piece									

15	Strip the wires of the Power Cord until the copper wires are exposed (3 copper wires for Ground, Neutral and Hot). Twist and secure the copper wires	<table border="1"> <thead> <tr> <th>Name</th> <th>Description</th> <th>Metric Conversion</th> <th>Unit of Measure</th> </tr> </thead> <tbody> <tr> <td>Power Cord</td> <td>Power Cord</td> <td>Power Cord</td> <td>Piece</td> </tr> </tbody> </table>				Name	Description	Metric Conversion	Unit of Measure	Power Cord	Power Cord	Power Cord	Piece	Wire Stripper	https://www.dropbox.com/sh/ny5zjc07f1fr7w5/AABn1HDv42Nn4ISACj989yU3a/Video?dl=0&preview=OxiKit+Final+Assembly+Tutorial+1+of+4.MP4&subfolder_nav_tracking=1
		Name	Description	Metric Conversion	Unit of Measure										
Power Cord	Power Cord	Power Cord	Piece												

16	Measure 14" long on the upper/1st wire of the Air Compressor.	<table border="1"> <thead> <tr> <th>Name</th> <th>Description</th> <th>Metric Conversion</th> <th>Unit of Measure</th> </tr> </thead> <tbody> <tr> <td>Air Compressor</td> <td>California Air Tools SP-9421 2.0HP Ultra Quiet and Oil-Free Air Compressor Motor</td> <td>California Air Tools SP-9421 2.0HP Ultra Quiet and Oil-Free Air Compressor Motor</td> <td>Unit</td> </tr> </tbody> </table>				Name	Description	Metric Conversion	Unit of Measure	Air Compressor	California Air Tools SP-9421 2.0HP Ultra Quiet and Oil-Free Air Compressor Motor	California Air Tools SP-9421 2.0HP Ultra Quiet and Oil-Free Air Compressor Motor	Unit	Measuring Tape	https://www.dropbox.com/sh/ny5zjc07f1fr7w5/AABn1HDv42Nn4ISACj989yU3a/Video?dl=0&preview=OxiKit+Final+Assembly+Tutorial+1+of+4.MP4&subfolder_nav_tracking=1
		Name	Description	Metric Conversion	Unit of Measure										
Air Compressor	California Air Tools SP-9421 2.0HP Ultra Quiet and Oil-Free Air Compressor Motor	California Air Tools SP-9421 2.0HP Ultra Quiet and Oil-Free Air Compressor Motor	Unit												

Steps	Process	Material				Tools	Youtube Link					
17	Cut the Wire from the Air compressor	<table border="1"> <thead> <tr> <th>Name</th> <th>Description</th> <th>Metric Conversion</th> <th>Unit of Measure</th> </tr> </thead> <tbody> <tr> <td>Air Compressor</td> <td>California Air Tools SP-9421 2.0HP Ultra Quiet and Oil-Free Air Compressor Motor</td> <td>California Air Tools SP-9421 2.0HP Ultra Quiet and Oil-Free Air Compressor Motor</td> <td>Unit</td> </tr> </tbody> </table>	Name	Description	Metric Conversion	Unit of Measure	Air Compressor	California Air Tools SP-9421 2.0HP Ultra Quiet and Oil-Free Air Compressor Motor	California Air Tools SP-9421 2.0HP Ultra Quiet and Oil-Free Air Compressor Motor	Unit	Wire Cutter Pliers, Scissors/ Cutter	https://www.dropbox.com/sh/ny5zjc07f1fr7w5/AABn1HDv42Nn4ISACj989yU3a/Video?dl=0&preview=OxiKit+Final+Assembly+Tutorial+1+of+4.MP4&subfolder_nav_tracking=1
Name	Description	Metric Conversion	Unit of Measure									
Air Compressor	California Air Tools SP-9421 2.0HP Ultra Quiet and Oil-Free Air Compressor Motor	California Air Tools SP-9421 2.0HP Ultra Quiet and Oil-Free Air Compressor Motor	Unit									
18	Strip the wire from the Air Compressor. This will expose 3 wires for Hot(black), Neutral(white) and Ground wires(green). If cord has different color then use Volt Meter to identify the Hot, Neutral and Ground wires.	<table border="1"> <thead> <tr> <th>Name</th> <th>Description</th> <th>Metric Conversion</th> <th>Unit of Measure</th> </tr> </thead> <tbody> <tr> <td>Air Compressor</td> <td>California Air Tools SP-9421 2.0HP Ultra Quiet and Oil-Free Air Compressor Motor</td> <td>California Air Tools SP-9421 2.0HP Ultra Quiet and Oil-Free Air Compressor Motor</td> <td>Unit</td> </tr> </tbody> </table>	Name	Description	Metric Conversion	Unit of Measure	Air Compressor	California Air Tools SP-9421 2.0HP Ultra Quiet and Oil-Free Air Compressor Motor	California Air Tools SP-9421 2.0HP Ultra Quiet and Oil-Free Air Compressor Motor	Unit	Wire Cutter Pliers, Scissors/ Cutter	https://www.dropbox.com/sh/ny5zjc07f1fr7w5/AABn1HDv42Nn4ISACj989yU3a/Video?dl=0&preview=OxiKit+Final+Assembly+Tutorial+1+of+4.MP4&subfolder_nav_tracking=1
Name	Description	Metric Conversion	Unit of Measure									
Air Compressor	California Air Tools SP-9421 2.0HP Ultra Quiet and Oil-Free Air Compressor Motor	California Air Tools SP-9421 2.0HP Ultra Quiet and Oil-Free Air Compressor Motor	Unit									

Steps	Process	Material				Tools	Youtube Link
19	Insert 4 Heat Shrink Tube into the Air Compressor cord.	Name	Description	Metric Conversion	Unit of Measure		https://www.dropbox.com/sh/ny5zjc07f1fr7w5/AABn1HDv42Nn4ISACj989yU3a/Video?dl=0&preview=OxiKit+Final+Assembly+Tutorial+1+of+4.MP4&subfolder_nav_tracking=1
		Air Compressor	California Air Tools SP-9421 2.0HP Ultra Quiet and Oil-Free Air Compressor Motor	California Air Tools SP-9421 2.0HP Ultra Quiet and Oil-Free Air Compressor Motor	Unit		
		Heat Shrinks Tube	Heat Shrink Tube Assortment Wrap Electrical Insulation Cable	Heat Shrink Tube Assortment Wrap Electrical Insulation Cable	Set		

Steps	Process	Material				Tools	Youtube Link
20	Twist and connect the hot wires from the air compressor and the power cord	Name	Description	Metric Conversion	Unit of Measure		https://www.dropbox.com/sh/ny5zjc07f1fr7w5/AABn1HDv42Nn4ISACj989yU3a/Video?dl=0&preview=OxiKit+Final+Assembly+Tutorial+1+of+4.MP4&subfolder_nav_tracking=1
		Air Compressor	California Air Tools SP-9421 2.0HP Ultra Quiet and Oil-Free Air Compressor Motor	California Air Tools SP-9421 2.0HP Ultra Quiet and Oil-Free Air Compressor Motor	Unit		
		Power Cord	Power Cord	Power Cord	Piece		

Steps	Process	Material				Tools	Youtube Link
		Name	Description	Metric Conversion	Unit of Measure		
21	Solder the connected wires or place Twist Wire Connector	Twist Wire Connector	Twist Wire Connector	Twist Wire Connector	Piece	Soldering Iron	https://www.dropbox.com/sh/ny5zjc07f1fr7w5/AABn1HDv42Nn4ISACj989yU3a/Video?dl=0&preview=OxiKit+Final+Assembly+Tutorial+1+of+4.MP4&subfolder_nav_tracking=1
		Soldering Wire	Soldering wire	Soldering wire	meter		
		Electrical Tape	Heat Shrink or Electrical Tape	Heat Shrink or Electrical Tape	roll		
		Air Compressor	California Air Tools SP-9421 2.0HP Ultra Quiet and Oil-Free Air Compressor Motor	California Air Tools SP-9421 2.0HP Ultra Quiet and Oil-Free Air Compressor Motor	Unit		
		Power Cord	Power Cord	Power Cord	Piece		

Steps	Process	Material				Tools	Youtube Link
		Name	Description	Metric Conversion	Unit of Measure		
22	Twist and connect the Neutral wires from the air compressor and the power cord	Air Compressor	California Air Tools SP-9421 2.0HP Ultra Quiet and Oil-Free Air Compressor Motor	California Air Tools SP-9421 2.0HP Ultra Quiet and Oil-Free Air Compressor Motor	Unit		https://www.dropbox.com/sh/ny5zjc07f1fr7w5/AABn1HDv42Nn4ISACj989yU3a/Video?dl=0&preview=OxiKit+Final+Assembly+Tutorial+1+of+4.MP4&subfolder_nav_tracking=1
		Power Cord	Power Cord	Power Cord	Piece		

Steps	Process	Material				Tools	Youtube Link
		Name	Description	Metric Conversion	Unit of Measure		
23	Solder the connected wires or place Twist Wire Connector	Twist Wire Connector	Twist Wire Connector	Twist Wire Connector	Piece	Soldering Iron	https://www.dropbox.com/sh/ny5zjc07flfr7w5/AABn1HDv42Nn4ISACj989yU3a/Video?dl=0&preview=OxiKit+Final+Assembly+Tutorial+1+of+4.MP4&subfolder_nav_tracking=1
		Soldering Wire	Soldering wire	Soldering wire	meter		
		Electrical Tape	Heat Shrink or Electrical Tape	Heat Shrink or Electrical Tape	roll		
		Air Compressor	California Air Tools SP-9421 2.0HP Ultra Quiet and Oil-Free Air Compressor Motor	California Air Tools SP-9421 2.0HP Ultra Quiet and Oil-Free Air Compressor Motor	Unit		
		Power Cord	Power Cord	Power Cord	Piece		

Steps	Process	Material				Tools	Youtube Link
		Name	Description	Metric Conversion	Unit of Measure		
24	Twist and connect the ground wires from the air compressor and the power cord	Air Compressor	California Air Tools SP-9421 2.0HP Ultra Quiet and Oil-Free Air Compressor Motor	California Air Tools SP-9421 2.0HP Ultra Quiet and Oil-Free Air Compressor Motor	Unit		https://www.dropbox.com/sh/ny5zjc07flfr7w5/AABn1HDv42Nn4ISACj989yU3a/Video?dl=0&preview=OxiKit+Final+Assembly+Tutorial+1+of+4.MP4&subfolder_nav_tracking=1
		Power Cord	Power Cord	Power Cord	Piece		

Steps	Process	Material				Tools	Youtube Link
		Name	Description	Metric Conversion	Unit of Measure		
25	Solder the connected wires or place Twist Wire Connector	Twist Wire Connector	Twist Wire Connector	Twist Wire Connector	Piece	Soldering Iron	https://www.dropbox.com/sh/ny5zjc07f1fr7w5/AABn1HDv42Nn4ISACj989yU3a/Video?dl=0&preview=OxiKit+Final+Assembly+Tutorial+1+of+4.MP4&subfolder_nav_tracking=1
		Soldering Wire	Soldering wire	Soldering wire	meter		
		Electrical Tape	Heat Shrink or Electrical Tape	Heat Shrink or Electrical Tape	roll		
		Air Compressor	California Air Tools SP-9421 2.0HP Ultra Quiet and Oil-Free Air Compressor Motor	California Air Tools SP-9421 2.0HP Ultra Quiet and Oil-Free Air Compressor Motor	Unit		
		Power Cord	Power Cord	Power Cord	Piece		

Steps	Process	Material				Tools	Youtube Link
		Name	Description	Metric Conversion	Unit of Measure		
26	Slide the Heat Shrink tube into the connected wires	Heat Shrinks Tube	Heat Shrink Tube Assortment Wrap Electrical Insulation Cable	Heat Shrink Tube Assortment Wrap Electrical Insulation Cable	Set		https://www.dropbox.com/sh/ny5zjc07f1fr7w5/AABn1HDv42Nn4ISACj989yU3a/Video?dl=0&preview=OxiKit+Final+Assembly+Tutorial+1+of+4.MP4&subfolder_nav_tracking=1
		Air Compressor	California Air Tools SP-9421 2.0HP Ultra Quiet and Oil-Free Air Compressor Motor	California Air Tools SP-9421 2.0HP Ultra Quiet and Oil-Free Air Compressor Motor	Unit		
		Power Cord	Power Cord	Power Cord	Piece		

27	Heat all the Heat Shrinks into place or place electrical wire on the connected wires to seal and protect the connected wires	<table border="1"> <thead> <tr> <th>Name</th> <th>Description</th> <th>Metric Conversion</th> <th>Unit of Measure</th> </tr> </thead> <tbody> <tr> <td>Soldering Wire</td> <td>Soldering wire</td> <td>Soldering wire</td> <td>meter</td> </tr> <tr> <td>Twist Wire Connector</td> <td>Twist Wire Connector</td> <td>Twist Wire Connector</td> <td>Piece</td> </tr> <tr> <td>Capacitor</td> <td>California Air Tool SP-9421 model Capacitor (set with California Air Tools Air Compressor)</td> <td>California Air Tool SP-9421 model Capacitor (set with California Air Tools Air Compressor)</td> <td>Unit</td> </tr> <tr> <td>Air Compressor</td> <td>California Air Tools SP-9421 2.0HP Ultra Quiet and Oil-Free Air Compressor Motor</td> <td>California Air Tools SP-9421 2.0HP Ultra Quiet and Oil-Free Air Compressor Motor</td> <td>Unit</td> </tr> <tr> <td>Electrical Tape</td> <td>Heat Shrink or Electrical Tape</td> <td>Heat Shrink or Electrical Tape</td> <td>roll</td> </tr> <tr> <td>Heat Shrinks Tube</td> <td>Heat Shrink Tube Assortment Wrap Electrical Insulation Cable</td> <td>Heat Shrink Tube Assortment Wrap Electrical Insulation Cable</td> <td>Set</td> </tr> </tbody> </table>	Name	Description	Metric Conversion	Unit of Measure	Soldering Wire	Soldering wire	Soldering wire	meter	Twist Wire Connector	Twist Wire Connector	Twist Wire Connector	Piece	Capacitor	California Air Tool SP-9421 model Capacitor (set with California Air Tools Air Compressor)	California Air Tool SP-9421 model Capacitor (set with California Air Tools Air Compressor)	Unit	Air Compressor	California Air Tools SP-9421 2.0HP Ultra Quiet and Oil-Free Air Compressor Motor	California Air Tools SP-9421 2.0HP Ultra Quiet and Oil-Free Air Compressor Motor	Unit	Electrical Tape	Heat Shrink or Electrical Tape	Heat Shrink or Electrical Tape	roll	Heat Shrinks Tube	Heat Shrink Tube Assortment Wrap Electrical Insulation Cable	Heat Shrink Tube Assortment Wrap Electrical Insulation Cable	Set	Hand Heat Torch	https://www.dropbox.com/sh/ny5zjc07flfr7w5/AABn1HDv42Nn4ISACj989yU3a/Video?dl=0&preview=OxiKit+Final+Assembly+Tutorial+1+of+4.MP4&subfolder_nav_tracking=1
		Name	Description	Metric Conversion	Unit of Measure																											
		Soldering Wire	Soldering wire	Soldering wire	meter																											
		Twist Wire Connector	Twist Wire Connector	Twist Wire Connector	Piece																											
		Capacitor	California Air Tool SP-9421 model Capacitor (set with California Air Tools Air Compressor)	California Air Tool SP-9421 model Capacitor (set with California Air Tools Air Compressor)	Unit																											
		Air Compressor	California Air Tools SP-9421 2.0HP Ultra Quiet and Oil-Free Air Compressor Motor	California Air Tools SP-9421 2.0HP Ultra Quiet and Oil-Free Air Compressor Motor	Unit																											
		Electrical Tape	Heat Shrink or Electrical Tape	Heat Shrink or Electrical Tape	roll																											
Heat Shrinks Tube	Heat Shrink Tube Assortment Wrap Electrical Insulation Cable	Heat Shrink Tube Assortment Wrap Electrical Insulation Cable	Set																													

Steps	Process	Material				Tools	Youtube Link
28	Place Teflon tape on all the Brass Threaded Adaptor/Connectors	Name	Description	Metric Conversion	Unit of Measure		https://www.dropbox.com/sh/ny5zjc07flfr7w5/AABn1HDv42Nn4ISACj989yU3a/Video?dl=0&preview=OxiKit+Final+Assembly+Tutorial+1+of+4.MP4&subfolder_nav_tracking=1
		Teflon Tape	Teflon Tape	Teflon Tape	Roll		
		Brass Male NPT Compression Connector	Brass 3/8-Inch OD x 1/4-Inch Male NPT Compression - Coupler (Sold in 5 Pack)	Brass 10mm OD x 6mm Male NPT Compression - Coupler (Sold in 5 Pack)	Piece		
		Brass Threaded Male to Female-Adapter Bushing	Brass 1/2-in NPT Male to 1/4" NPT Female - Adapter Bushing	Brass13mm NPT Male to 6mm NPT Female - Adapter Bushing	Piece		
		Brass Threaded Female - Elbow	Brass 1/4 Male NPT to 1/4" Female NPT - 90 Elbow	Brass 6mm Male NPT to 6mm Female NPT - 90 Elbow	Piece		

Steps	Process	Material				Tools	Youtube Link
29	Connect the Brass Threaded Adaptor into the Brass Threaded Elbow Connector	Name	Description	Metric Conversion	Unit of Measure		https://www.dropbox.com/sh/ny5zjc07f1fr7w5/AABn1HDv42Nn4ISACj989yU3a/Video?dl=0&preview=OxiKit+Final+Assembly+Tutorial+1+of+4.MP4&subfolder_nav_tracking=1
		Brass Threaded Male to Female-Adapter Bushing	Brass 1/2-in NPT Male to 1/4" NPT Female - Adapter Bushing	Brass 13mm NPT Male to 6mm NPT Female - Adapter Bushing	Piece		
		Brass Threaded Female - Elbow	Brass 1/4 Male NPT to 1/4" Female NPT - 90 Elbow	Brass 6mm Male NPT to 6mm Female NPT - 90 Elbow	Piece		
30	Connect the Brass Threaded Elbow Fittings into the left output side of the Air compressor	Name	Description	Metric Conversion	Unit of Measure		https://www.dropbox.com/sh/ny5zjc07f1fr7w5/AABn1HDv42Nn4ISACj989yU3a/Video?dl=0&preview=OxiKit+Final+Assembly+Tutorial+1+of+4.MP4&subfolder_nav_tracking=1
		Brass Threaded Male to Female-Adapter Bushing	Brass 1/2-in NPT Male to 1/4" NPT Female - Adapter Bushing	Brass 13mm NPT Male to 6mm NPT Female - Adapter Bushing	Piece		
		Brass Threaded Female - Elbow	Brass 1/4 Male NPT to 1/4" Female NPT - 90 Elbow	Brass 6mm Male NPT to 6mm Female NPT - 90 Elbow	Piece		
		Air Compressor	California Air Tools SP-9421 2.0HP Ultra Quiet and Oil-Free Air Compressor	California Air Tools SP-9421 2.0HP Ultra Quiet and Oil-Free Air Compressor	Unit		

Steps	Process	Material				Tools	Youtube Link
31	Connect the Brass Threaded Adaptor into the Brass Threaded Male Connector	Name	Description	Metric Conversion	Unit of Measure		https://www.dropbox.com/sh/ny5zjc07flfr7w5/AABn1HDv42Nn4ISACj989yU3a/Video?dl=0&preview=OxiKit+Final+Assembly+Tutorial+1+of+4.MP4&subfolder_nav_tracking=1
		Teflon Tape	Teflon Tape	Teflon Tape	Roll		
		Brass Threaded Male to Female-Adapter Bushing	Brass 1/2-in NPT Male to 1/4" NPT Female - Adapter Bushing	Brass 13mm NPT Male to 6mm NPT Female - Adapter Bushing	Piece		
		Brass Male NPT Compression Connector	Brass 3/8-Inch OD x 1/4-Inch Male NPT Compression - Coupler (Sold in 5 Pack)	Brass 10mm OD x 6mm Male NPT Compression - Coupler (Sold in 5 Pack)	Piece		

Steps	Process	Material				Tools	Youtube Link
32	Connect the Brass Threaded Male Connector into the right output side of the Air Compressor	Name	Description	Metric Conversion	Unit of Measure		https://www.dropbox.com/sh/ny5zjc07flfr7w5/AABn1HDv42Nn4ISACj989yU3a/Video?dl=0&preview=OxiKit+Final+Assembly+Tutorial+1+of+4.MP4&subfolder_nav_tracking=1
		Teflon Tape	Teflon Tape	Teflon Tape	Roll		
		Brass Threaded Male to Female-Adapter Bushing	Brass 1/2-in NPT Male to 1/4" NPT Female - Adapter Bushing	Brass13mm NPT Male to 6mm NPT Female - Adapter Bushing	Piece		
		Brass Male NPT Compression Connector	Brass 3/8-Inch OD x 1/4-Inch Male NPT Compression - Coupler (Sold in 5 Pack)	Brass 10mm OD x 6mm Male NPT Compression - Coupler (Sold in 5 Pack)	Piece		
Air Compressor	California Air Tools SP-9421 2.0HP Ultra Quiet and Oil-Free Air Compressor Motor	California Air Tools SP-9421 2.0HP Ultra Quiet and Oil-Free Air Compressor Motor	Unit				

Steps	Process	Material				Tools	Youtube Link
33	Tighten the Brass Threaded Adaptor/Connectors into place.	Name	Description	Metric Conversion	Unit of Measure	Wrench	https://www.dropbox.com/sh/ny5zjc07ffr7w5/AABn1HDv42Nn4ISACj989yU3a/Video?dl=0&preview=OxiKit+Final+Assembly+Tutorial+1+of+4.MP4&subfolder_nav_tracking=1
		Teflon Tape	Teflon Tape	Teflon Tape	Roll		
		Brass Male NPT Compression Connector	Brass 3/8-Inch OD x 1/4-Inch Male NPT Compression - Coupler (Sold in 5 Pack)	Brass 10mm OD x 6mm Male NPT Compression - Coupler (Sold in 5 Pack)	Piece		
		Brass Threaded Male to Female-Adapter Bushing	Brass 1/2-in NPT Male to 1/4" NPT Female - Adapter Bushing	Brass 13mm NPT Male to 6mm NPT Female - Adapter Bushing	Piece		
		Brass Threaded Female - Elbow	Brass 1/4 Male NPT to 1/4" Female NPT - 90 Elbow	Brass 6mm Male NPT to 6mm Female NPT - 90 Elbow	Piece		

Step Process Material Tools Youtube Link

34	Position the Brass Threaded Elbow Connector. Ensure its facing diagonally NW(North West)	Name		Description	Metric Conversion	Unit of Measure	Wrench	https://www.dropbox.com/sh/ny5zjc07ffr7w5/AABn1HDv42Nn4ISACj989yU3a/Video?dl=0&preview=OxiKit+Final+Assembly+Tutorial+1+of+4.MP4&subfolder_nav_tracking=1
		Teflon Tape		Teflon Tape	Teflon Tape	Roll		
		Brass Threaded Male to Female-Adapter Bushing		Brass 1/2-in NPT Male to 1/4" NPT Female - Adapter Bushing	Brass13mm NPT Male to 6mm NPT Female - Adapter Bushing	Piece		
		Brass Threaded Female - Elbow		Brass 1/4 Male NPT to 1/4" Female NPT - 90 Elbow	Brass 6mm Male NPT to 6mm Female NPT - 90 Elbow	Piece		