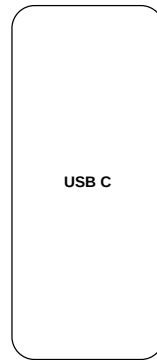


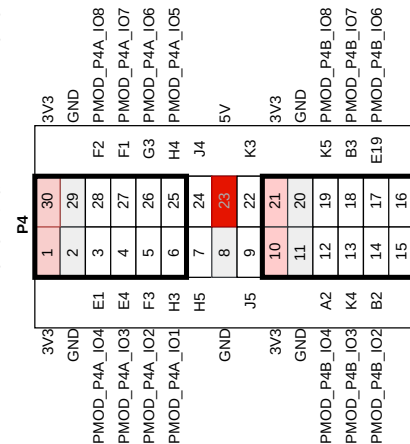
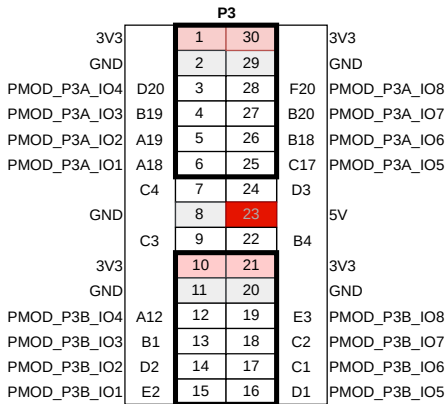
**HDMI**

1	C20	TMDS_D2+
2		GND
3	D19	TMDS_D2-
4	E20	TMDS_D1+
5		GND
6	F19	TMDS_D1-
7	D19	TMDS_D0+
8		GND
9	H20	TMDS_D0-
10	J19	TMDS_CLK+
11		GND
12	K19	TMDS_CLK-
13		CEC
14		NC
15		SCL
16		SDA
17		DDC/CEC_GND
18		5V
19		HPD
20		GND

# Colorlight i5 Extension Board FPGA Pin Mapping



*PMOD\_P5B SPI and UART pins are connected to and may be driven by the STM32 MCU!*



*PMOD\_P4B has 2 IO pins unconnected!*

