

6 5 4 3 2 1

D

D

C

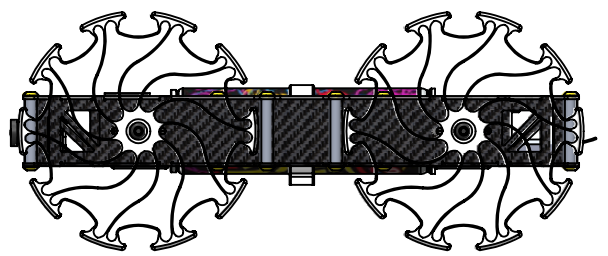
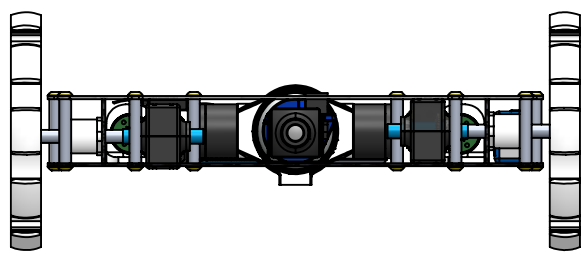
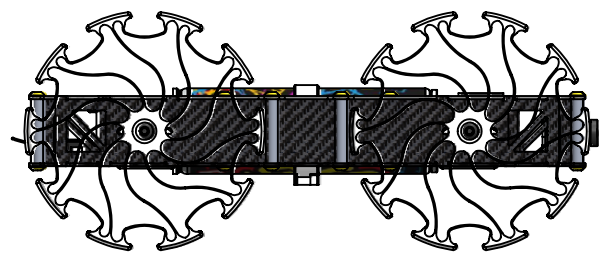
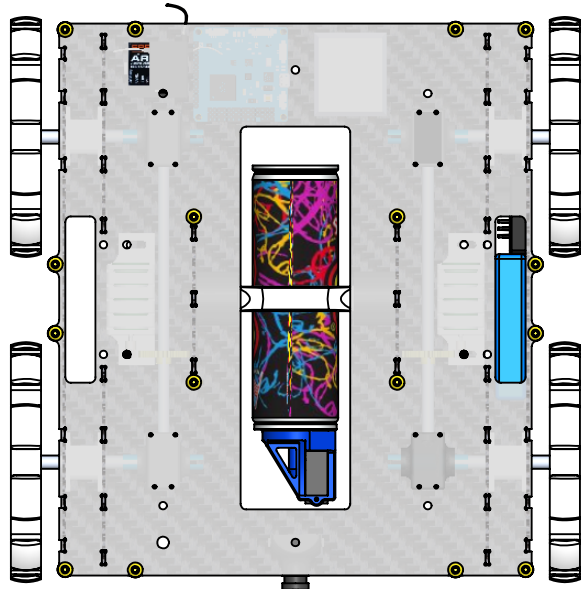
C

B

B

A

A



**SOLIDWORKS Student Edition
For Academic Use Only.**

PROPRIETARY AND CONFIDENTIAL
THE INFORMATION CONTAINED IN THIS
DRAWING IS THE SOLE PROPERTY OF
"HHSME". ANY REPRODUCTION IN PART
OR AS A WHOLE WITHOUT THE WRITTEN
PERMISSION OF "HHSME" IS PROHIBITED.

UNLESS OTHERWISE SPECIFIED:		
DIMENSIONS ARE IN INCHES TOLERANCES: ±0.01		
MATERIAL		
FINISH		

TEAM 207		
	NAME	DATE
DRAWN		7/27/2017
CHECKED		
COMMENTS:		

TITLE:		
GRover		
SIZE	DWG. NO.	REV
B	207_BOT1_17000	
SCALE:1:5	WEIGHT: 2.81	SHEET 1 OF 1

6 5 4 3 2 1